





# The Three Little Pigs Coloring Page

## You will need:

- Crayons, markers, or colored pencils
- Attached coloring sheet
- construction paper
- Scissors
- Glue or tape

## Instructions:

1. Color the three houses, and cut the right side and top of the doors so they can open up.
2. Draw three pigs on paper (or color the ones below), and get the three pigs situated so they appear behind the open doors.
3. You can glue your art work on another piece of paper to help keep it steady.



Tune in to our YouTube channel ([YouTube.com/decaturlib](https://www.youtube.com/decaturlib)) to watch the virtual story time “The Three Little Pigs” presented by Kerrie Hoffner. While it premieres at 10:30am on July 16<sup>th</sup>, it will remain available until July 29<sup>th</sup>.

# The Three Little Pigs

