


DRAW A DRAGON


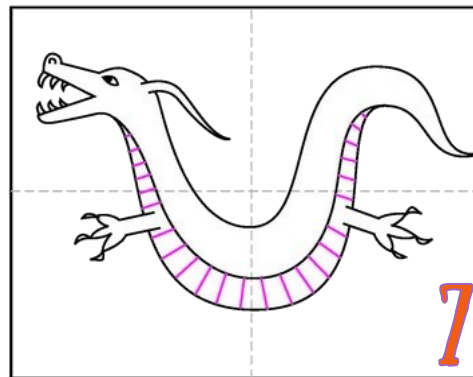
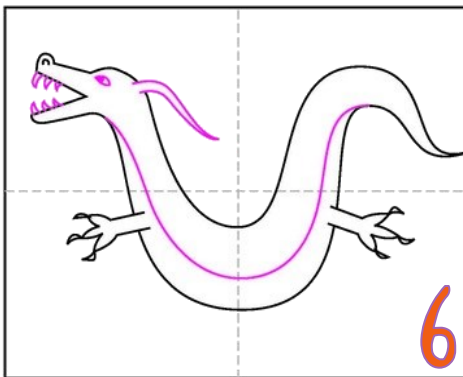
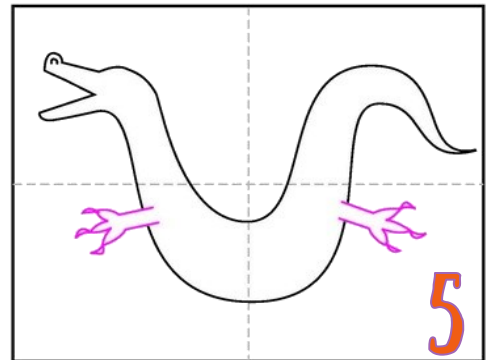
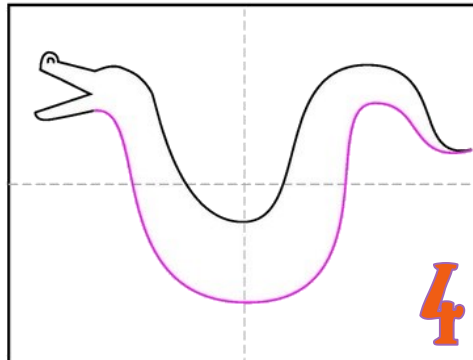
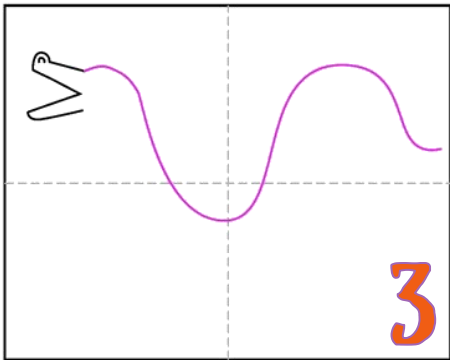
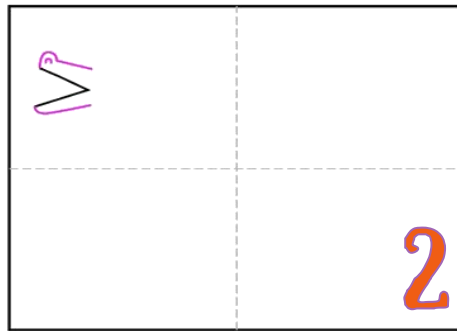
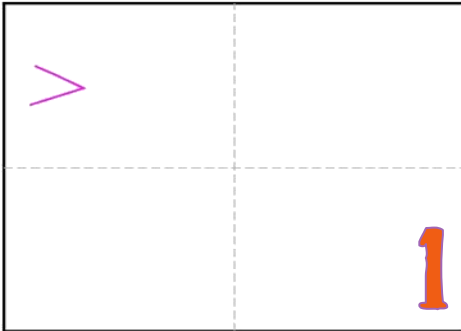


You will need:

- Paper
- A pencil or black Sharpie for drawing
- Crayons, markers or colored pencils

Instructions

1. Draw a sideways "V" for the open mouth.
2. Add crocodile-looking jaws around it.
3. Draw the top of the body.
4. Add the bottom of the body.
5. Add arm and leg and claws.
6. Draw belly line, horn, teeth and eye.
7. Add belly texture lines.
8. Finish with back spikes and fire. Add clouds.



<https://artprojectsforkids.org/dragon/>

**TA-DA! YOU DREW
A DRAGON!**