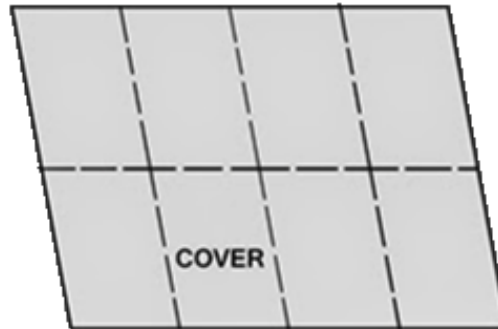


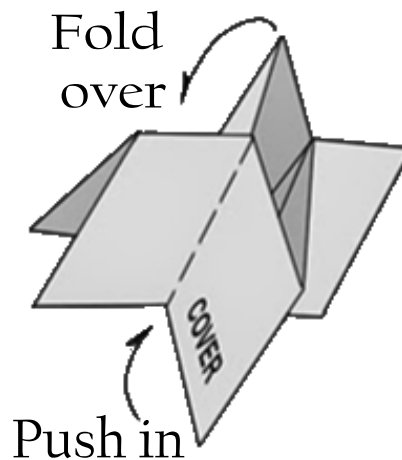
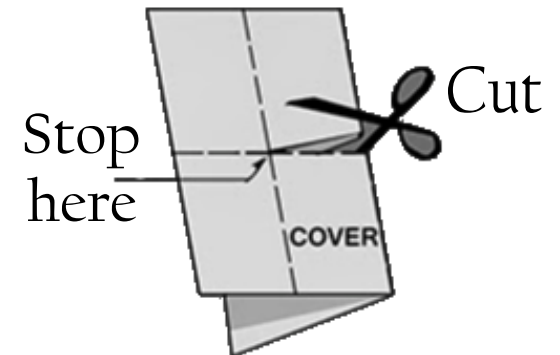
How to Make a Mini Book

1. First, color all the pages in your “The Wolf’s Chicken Stew” mini book (page 2)
2. Fold along the dotted lines (see the pictures at right)
3. Fold in half then make a cut in the middle as shown
4. Fold so the opening is on top
5. Fold the cover over and compress the rest of the pages
6. Now use your mini book to tell others the story!

Step 2




Step 3



Step 4



Step 5



Let me tell you a story:

The Wolf's Chicken Stew

As told by:

NAME

